



义务教育教科书

# 英语

ENGLISH

(三年级起点)

四年级下册



 科学普及出版社




# 英语

ENGLISH

(三年级起点)

四年级下册



科学普及出版社

·北京·



图书在版编目 (CIP) 数据

英语·四年级下册 / 北京市现代教学研究所编著. —北京: 科学普及出版社, 2014  
(义务教育教科书)

ISBN 978-7-110-08384-0

I. ①英… II. ①北… III. ①英语课—小学—教材 IV. ①G624.311

中国版本图书馆 CIP 数据核字 (2013) 第 273350 号

主 编 马 承 李世虬  
[英] Heather Inwood

副 主 编 王传伟 安宏侠  
美术设计 炽热风美术工作室

审 校 [美] Betty Marple

法律顾问 唐国玺

责任编辑 肖 叶 邓 文

责任校对 王勤杰

责任印制 马宇晨

法律顾问 宋润君



为本套教材的教与学提供服务

服务电话: 010-5978 5973 传真: 010-5978 5972

服务网址: [www.bjmti.com](http://www.bjmti.com)

E-mail: [bjmti@bjmti.com](mailto:bjmti@bjmti.com)



# 致 同 学 们

同学们好！

新学期开始了，祝大家在新学期里取得优异的学习成绩。本册课本将带同学们进入一个新奇的英语世界。在“一课一话题，一课一句型，一课一阅读，一课一活动”的学习中，大家将和书中的同学们一起度过一学期的愉快时光。

通过学习本册课本，同学们将学会谈论一些新话题的对话，这些新话题包括学校生活、个人情况、玩具、运动、季节、服饰等。同学们还将学会说一些新的句子，例如“在几班？”“来自何方？”“这些是什么？”“在做什么？”等。

在这本书里，同学们还将读到一些有趣的小故事，例如奶奶到处找眼镜，找到了吗？汤姆和妈妈去买鹦鹉，鹦鹉想要一个朋友，他的愿望实现了吗？中国是个多民族国家，各个民族都有哪些特点呢？阅读了这些小故事，不仅可以学到许多新的知识，还能让同学们体验到学习英语的乐趣，同时还将增强民族自豪感。

在本学期里，同学们将学会“鱼儿，鱼儿，你在哪儿？”“我是一个小茶壶”等动听的英语歌曲，还将学会一些琅琅上口的歌谣，并将围绕新知识做一些有趣的游戏和进行模拟购物等活动。希望同学们密切配合，积极参与这些活动，并从中获益，增强实践能力，培养创新精神。



为了便于同学们学习，我们特意创建了“现代教学”网站，欢迎同学们访问 [www.bjmti.com](http://www.bjmti.com)，相信它一定能给同学们的学习带来很大的帮助。

总之，在这个学期里，有许多有趣的东西等着大家去学，有许多好玩的活动等着大家去做。希望这册课本能成为你的好朋友，陪伴你度过愉快的新学期。

编 者

# Contents

---

## Lesson 1

Whose watch is it?

**2**

## Lesson 2

What colour are the trousers?

**8**

## Lesson 3

They are in Class Three

**14**

## Lesson 4

Where are you from?

**20**

## Lesson 5

What are these?

**26**

## Lesson 6

Revision

**32**

## Lesson 7

Let's go swimming, OK?

**38**



---

## **Lesson 8**

Do you have a ruler?

**44**

## **Lesson 9**

I like summer

**50**

## **Lesson 10**

Are you washing your face?

**56**

## **Lesson 11**

What are you doing?

**62**

## **Lesson 12**

Revision

**68**

Words in each lesson

**75**

Word list

**78**

Word families

**81**

# Lesson 1

## WHOSE WATCH IS IT?



Let's talk





## Let's learn

- Whose *watch* is it?
- It's *Tom's watch*.



*Lucy's cup*



*Jim's basket*



*Eve's bottle*



*their desk*



*our clock*



## Let's sing

### Fishes, fishes, where are you?

Fishes, fishes, where are you? Can you show me where you are?  
Fishes, fishes, there they are. Some are swimming in the pond.

Fishes, fishes, where are you? Can you show me where you are?  
Fishes, fishes, there they are. Some are swimming in the river.

Fishes, fishes, where are you? Can you show me where you are?  
Fishes, fishes, there they are. Some are swimming in the lake.

Fishes, fishes, where are you? Can you show me where you are?  
Fishes, fishes, there they are. Some are swimming in the sea.





## Listen and match

( ) 1.



( ) 2.



( ) 3.



( ) 4.



A



B



C




D



## Marks



## Match and say



Whose cup is it?

It's Bear's cup.



## Listen and say

(M = Mum, B = Bob, P = Peter )

M: Bob!

B: Yes, Mum?

M: Look at your room! What a mess! <sup>①</sup> Whose bag is this?

B: It's my bag and that's my book.

P: That's my pen, and that's my watch.

M: Put away <sup>②</sup> your things!

B & P: Yes, Mum.



B & P: Mum! Please have a look at the room now.

M: Very nice. You're good boys.



① What a mess! 真是一团糟!      ② put away 放好



## Read



### Whose bag is it?



What's this?  
Oh, it's a bag.

It's a **beautiful** bag.  
I want it!



Whose bag is it?

Your bag?  
Then what's in it?

It's my bag.

Er, I can't **remember**.





Where is my bag?  
I can't find it.



Is this your bag?

Oh, yes. It's my bag.

What's in it?

Yes, you are **right**.  
This is your bag.

A red dress.

Thank you.



This is Pig's bag,  
not your bag.



Oh, sorry.



## Lesson 2

### WHAT COLOUR ARE THE TROUSERS?



#### Let's talk

(B = Bill, M = Mum)

B: Hi, Mum! We have a new uniform<sup>①</sup> for this term.

M: Really? What's it like?

B: A shirt and a pair of trousers.

M: What colour is the shirt?

B: It's white.

M: That's nice. What colour are the trousers?

B: They're blue.

M: That's good.



① uniform /'ju:nifo:m/ 制服





## Let's learn

What colour are the *coats*?



They're *blue*.



*coats, blue*



*socks, orange*



*trousers, yellow*



*shorts, green*



*sweaters, red*



*shoes, brown*



## Let's sing

### What colour?

I see red. I see green.  
I see yellow. I see blue.  
I see brown. I see orange.  
I see black and white.  
What colour is your book?  
What colour is your book?  
It's red. It's red.  
It's a red book.










## Draw and say



Let's draw and colour.



This is a shirt.  
It's blue.

This is a dress.  
It's red.

This is a skirt.  
It's green.







## Read



What colour are Mrs Cow's bananas?

My **hair** is red.


What colour is Miss Dog's hair?  
Her hair is red. Her **socks** are red, too.

My **nut** is brown.

What colour is Mr Monkey's nut?  
**His** nut is brown. His shirt is brown, too.

My bananas are yellow.

What colour are Mrs Cow's bananas?  
Her bananas are yellow. Her trousers are yellow, too.



What colour are Mr Panda's pears?  
His pears are green. His **shorts** are green, too.



What colour are Miss Cat's oranges?  
Her oranges are orange. Her **shoes** are orange, too.



# Lesson 3

## THEY ARE IN CLASS THREE



Let's talk

Who are they, Tom?

They are Bill and Jill.

Are they new?

Yes, they are.

Are they in Grade Four?

Yes, they are.

What class are they in?

They're in Class Three.

四年级三班



## Let's learn

Are they in *Grade Four*?

Yes, they are.

What class are they in?

They are in *Class Two*.

*Grade Four* | *Class Two*

*Grade One* | *Class One*

*Grade Three* | *Class Four*

*Grade Two* | *Class Three*



## Let's sing

### Are you in Class One?

Are you in Class One? No, we are not.  
What class are you in? We're in Class Two.

Are they in Grade Three? No, they are not.  
What grade are they in? They're in Grade Four.

四年级二班





# Listen and tick

1



A



B

2



A



B

3



A



B

4



A



B

5



A



B

6



A



B




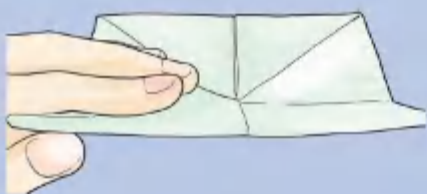
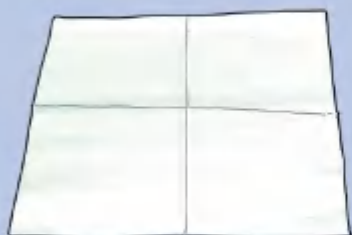


Marks

--	--	--	--	--	--



## Make and say



Start!

Stop!

What class are you in?

I'm in Class 1, Grade 4.



## Read



## Grandma's glasses



I can't find my glasses.  
Where are they?



Are they in the box?

No, they aren't.

Are they under the book?

No, they aren't.





Are they **behind** the clock?

No, they aren't.

Are they under the bed?

No, they aren't.

Look! They are on your nose.

Oh yes! So they are.



## Lesson 4

### WHERE ARE YOU FROM?



Let's talk

(L = Lulu, T = Tom, J = Jane)

L: Tom, this is Jane.

T: Hello, Jane!

J: Hello, Tom!

T: Are you from the USA<sup>①</sup>?

J: No, I'm from the UK<sup>②</sup>.

What **about** you?

T: I'm from the USA.



(L = Lulu, G = Girl, D = Dongdong)

L: Hello! Where are you from?

G: I'm from Yunnan.

Where are you from?

D: We are from Beijing.

L: Are you new here?

G: Yes, I am.

D: **Welcome to our school.**

G: Thank you.



## Let's learn

Where are you from?

We are from *China*.

Are you from *Beijing*?

Yes, we are.



*China*



*the UK*



*the USA*



*Beijing*



*London*



*New York*



## Let's sing

### Oh! Where is my little black dog?

Oh, where, oh, where is my little black dog?

Oh, where, oh, where can he be?

His ears are short, and his tail is long.

Oh, where, oh, where can he be?





## Listen and number



Marks



## Look and match



1. China

2. Canada

3. the USA

4. the UK

5. Japan

6. Australia







## Listen and say

(J = Jenny, L = Li Shan)

J: Hi, Li Shan. Who's that?

L: That's Wei Gang. He's my e-pal<sup>①</sup>.

J: Where's he from?

L: He's from Anhui.

J: You're from Anhui, too, right?

L: Anhui? No, I'm not from Anhui.

J: Really? Where are you from?

L: I'm from Hunan.

J: Oh, I see.



① e-pal /'i:'pæl/ 网友



## Read



## We are a big family

Where are you from?

I'm from Xinjiang.

What are you good at?

I'm good at singing.

Are you from Jilin?

Yes, I am.

I think you're good at dancing.

I like dancing.

Let's be friends, OK?

OK.



Are you from Jilin, too?

No, we're from Heilongjiang.  
We're Hezhens<sup>①</sup>.

What are you good at?

We're good at fishing.

Where are they from?

I think they're from Tibet<sup>②</sup>.

Are they good at fishing, too?

No. I think they're  
good at riding.

We are **all Chinese!**  
We are a big family!

① Hezhens 赫哲人 ② Tibet /tɪ'bet/ 西藏



# Lesson 5

## WHAT ARE THESE?



### Let's talk

(W = Woman, T = Tom, Q = Qiqi)

W: Can I help you?

T: Yes, we want some toys.


Q: What are **these**?

W: They're bears.

Q: What are **those**?

Are they **tigers**?

W: No, they're pandas.



W: Look!

The panda can **walk**  
and **jump**.

Q: What fun!

I want one.

W: Here you are.

Q: Thank you.





## Let's learn


What are these?

They're *toy cars*.

Are those *toy planes*?



*toy cars, toy planes*



*toy jeeps, toy bikes*



*teddy bears, toy rabbits*



Yes, they are.



## Let's sing

### I'm a little teapot

I'm a little teapot, short and stout.  
Here is my handle. Here is my spout.  
When the water's boiling hear me shout.  
Lift me up and pour me out.







## Read and match



1. This is a panda.
2. These are elephants.
3. That's a horse.
4. Those are chicks.



## Listen and choose

( ) 1.



A

B

( ) 2.



A

B

( ) 3.



A

B

( ) 4.



A

B



Marks







## A guessing game

1



2



3



4



5



6



7



8



9



What are those in Picture 1?



Yes.

They're rabbits.





## Read



### Can I have a friend?

What are those, **Mom**?

They're birds.

What birds are those?

How beautiful!  
Can you **talk**?

They're **parrots**.

Good morning!

Oh, what fun! Can  
we have one, Mom?

**Sure.**



Can I help you?

Yes, I want this parrot.

Here you are.

Can I have a friend?

Oh yes, you can.

I want that parrot, too.

Here you are.

Thank you.



# Lesson 6

## REVISION



### Let's talk

(C = Cathy, T = Tom)

C: Hi, I'm Cathy. I'm new here.

T: Hi, I'm Tom. Nice to meet you, Cathy.


C: Nice to meet you, Tom.

T: Where are you from?

C: I'm from the USA.

T: What class are you in?

C: I'm in Class Five, Grade Four.



(Q = Qiqi, K = Kate)

Q: What are these in the box?

K: Guess.

Q: Are they toy bears?

K: No. They're shoes.

Q: What colour are they?

K: Look! They are brown.

Q: Whose shoes are they?

K: They're my sister's.





## Revision Exercises

### 1. Listen and circle "Yes" or "No".



1.

Yes.

No.



2.

Yes.

No.



3.

Yes.

No.



4.

Yes.

No.

### 2. Listen, write and match.

d( )

sh(shorts)



t( )

w( )



s( )

o( )

### 3. Look at the pictures and complete the dialogues.

1.



— \_\_\_\_\_ they in \_\_\_\_\_ Three?

— Yes, they are.

2.



— \_\_\_\_\_ you \_\_\_\_\_ the USA?

— No, I'm from the UK.

3.



— \_\_\_\_\_ bag is it?

— \_\_\_\_\_ Pig's bag.

4.



— \_\_\_\_\_ are you \_\_\_\_\_?

— I'm from Yunnan.

5.



— What are these?

— \_\_\_\_\_ are \_\_\_\_\_.



#### 4. Fill in the missing words.

<i>Long form</i>	<i>Short form</i>	<i>Long form</i>	<i>Short form</i>
I am	I'm	I am not	I'm not
you are	_____	you are not	_____
_____	he's	_____	he isn't
she is	_____	she is not	_____
_____	it's	_____	it isn't
we are	_____	we are not	_____
_____	they're	_____	they aren't

#### 5. What colour? Write the answers.

1. What colour is the clock? \_\_\_\_\_.
2. What colour are the socks? \_\_\_\_\_.
3. What colour are the trousers? \_\_\_\_\_.
4. What colour is the dress? \_\_\_\_\_.
5. What colour are the shoes? \_\_\_\_\_.
6. What colour is the cap? \_\_\_\_\_.



## 6. Look, ask and answer.



A: What grade are you in?

B: \_\_\_\_\_.

A: Are you in Class Four?


B: \_\_\_\_\_.

A: Are you from Shanghai?

B: \_\_\_\_\_.

A: \_\_\_\_\_?

B: I'm from Beijing.



A: Are these elephants?

B: \_\_\_\_\_.

A: \_\_\_\_\_?

B: They're chicks.

A: Look! A car is over there.

B: \_\_\_\_\_?





A: It's blue.

B: \_\_\_\_\_?

A: I think it's Eve's car.



# Self-assessment

I can say			
Whose watch is it? It's my watch.			
What colour are the trousers? They're blue.			
Are they in Grade Four? Yes, they are. What class are they in? They're in Class Three.			
Are you from the USA? No, I'm from the UK. Where are you from? We are from Beijing.			
What are these? They're bears. Are they tigers? No, they're pandas.			
I know these words			
watch whose think man ask beautiful right			
shirt trousers hair sock his shorts orange shoe			
class behind			
about welcome to our school at be all Chinese			
these those tiger walk jump mom talk			



# Lesson 7

## LET'S GO SWIMMING, OK?



### Let's talk

(Q = Qiqi, E = Eve)

Q: Hello! This is 6205467.

E: Hello! Who's that?

Q: It's Qiqi here. Is that Eve?

E: Yes. Hi, Qiqi! Are you **free** now?

Q: Yes.



E: Let's go swimming, OK?

Q: Great! Where **shall** we **meet**?

E: Shall we meet at my house at ten?

Q: OK. Goodbye.

E: Bye.





## Let's learn

— Let's go swimming, OK?  
— OK.



go swimming



play ping-pong



go shopping



play a game



go boating



play football



## Let's chant



One, two, one, two,  
Let's go to school.  
Three, four, three, four,  
Let's close the door.  
Five, six, five, six,  
Let's pick up sticks.  
Seven, eight, seven, eight,  
Please don't be late.  
Nine, ten, nine, ten,  
Let's say it again.



## Let's practise



— Hello. This is 7480963.  
 — Hello. It's Wade here.  
 Is that you, Lanlan?  
 — Yes.  
 — Let's go swimming, OK?  
 — OK.



## Listen and choose

( ) 1.

A



B



( ) 2.

A



B



( ) 3.

A



B



( ) 4.

A



B



( ) 5.

A



B



Marks







## Listen and say

(B = Buzz, D = Dick)

B: Hi, Dick. Are you free now?

D: Yes.

B: Let's play basketball<sup>①</sup>, OK?

D: But it's too hot today.

B: Yes, you're right. Uh ... Let's go swimming.

D: But I can't swim.

B: Then let's go to the bookshop<sup>②</sup>, OK?

D: Good idea!




① basketball /'bɑːskɪtbɔːl/ 篮球

② bookshop /'bʊkʃɒp/ 书店



## Read

### A kind girl



It's **Friday evening**.  
Mary is doing her **homework**.  
Just then, Li Jun **calls up**.

Mary: Hello, this is Mary.

Li Jun: Hi, Mary, this is Li Jun. I'm not **very** good at English. Can you help me?

Mary: Sure.



Li Jun: You are so nice. Are you free **tomorrow**?

Mary: Oh, sorry. I'm going to see Sam tomorrow.  
He's **ill** at home.



Li Jun: Can I go with you?

Mary: Of course. And we can **study** English on Sunday.

Li Jun: Great! Then see you tomorrow.

Mary: See you.





# Lesson 8

## DO YOU HAVE A RULER?



Let's talk

Hi, Eve! Do you have a ruler?

Yes, I do. Here it is.

Oh, it's too short. I want a long one.

Ask Lulu. I think she has one.

Hello, Lulu! Do you have a long ruler?

Yes, I do.

Can I use it, please?

Sure. Here you are.


Thank you. But it's too short.

No. Look! It's a long one.





## Let's learn



## Let's sing

### I have two hands

I have two hands, the left and the right.  
Hold them up high so clean and bright.  
Clap them softly, one, two, three.  
Clean little hands are good to see.

My face is bright. My teeth are all white.  
My dress is clean and all of me.  
So dear playmates follow me.  
So that our mother will be happy.









## Talk and write



Do you have a toy cat, Linda?



Yes, I do.

				
Linda	✓			



## Listen and match

( ) 1.



( ) 2.



( ) 3.



( ) 4.



A



B



C



D



Marks

--	--	--	--





## Listen and say

Let's play football.



Sorry, I don't like football.  
Let's play ping-pong.

1

Great! Do you have  
a ping-pong bat?



Yes, I do.

2

Do you have a ball?



3

Yes, I do, but it's a basketball.



Ah!

4



## Read

### What animal is it?



A horse and a cow meet a *milu* deer. The horse comes up and says, “Hello, friend! You have the head of a horse. Are you a horse?” The *milu* deer says, “No, I have the head of a horse, but I have the horns<sup>①</sup> of a deer. So I am not a horse.”




The cow comes up and says, “You have the feet of a cow. Are you a cow?” “No, I have the feet of a cow, but I have the body of a donkey. So I am not a cow.”

“Then what animal are you?”

“I’m a *milu* deer, but **people also** call me *sibuxiang*.”

“Ha-ha! Nice to meet you, Miss *Sibuxiang*. Let’s be friends, OK?”

“OK.”



In Nanhaizi Milu Park <sup>①</sup> in Beijing, there are many *milu* deer.  
It is a good place for *milu* deer to live.



# Lesson 9

## I LIKE SUMMER



### Let's talk

(T = Tom, L = Lulu)

T: Look! How beautiful the **snow** is!

L: Do you like snow?

T: Yes, I do. What about you?



L: I like snow, but I don't like **winter** **because** it's too cold.

T: What's your **favourite season**?

L: I like **summer** because I like swimming.



## Let's learn

- Do you like *spring*?  
— Yes, I do. / No, I don't.



*spring*



*summer*



*autumn*



*winter*



## A poem

### Song of the seasons

Spring is green. Summer is red.

Autumn is yellow. Winter is white.





## Listen and choose

( ) 1.

A




B



( ) 2.

A



B



( ) 3.

A



B



( ) 4.

A



B



( ) 5.

A



B



Marks

Five empty circles for marking scores.





## Write and say



It's spring.

I can \_\_\_\_\_.



It's \_\_\_\_\_.

I can \_\_\_\_\_.



It's autumn.

I can \_\_\_\_\_ mooncakes<sup>①</sup>.



It's \_\_\_\_\_.

I can \_\_\_\_\_ a snowman<sup>②</sup>.

- What's your favourite season?
- Winter.
- Why?
- Because I can make a snowman.

① mooncake /'mu:nkeik/ 月饼

② snowman /'snəʊmæn/ 雪人



## Read

### Billy and Betty



**Spring** is coming. It's warm.  
Billy likes spring. He sings  
and dances.

Summer is coming. It's  
hot. Betty likes summer.  
She sings and dances.



Billy likes working. Now **autumn**  
is coming. Billy is **busy**. He gets lots  
of<sup>①</sup> nuts for the winter.



① lots of 许多, 大量

Betty doesn't like working. She likes playing. She sings and dances.



Now winter is coming. It is very cold. Billy is at home. He is not cold. He is happy.



Betty has no home. She is very cold. She is sad.





# Lesson 10

## ARE YOU WASHING YOUR FACE?



Let's talk



(M = Mom, T = Tom)

M: Tom, where are you?

T: I'm here, Mom.

M: Are you **washing** your **face**?

T: Yes, Mom.

Are you **cooking**?

M: Yes, I am.



T: Is Dad helping you?

M: No, he's **cleaning** his bike.

T: Let me help you, Mom.

M: Thank you, Tom.



## Let's learn

Are you washing your face?



Yes, I am. / No, I'm not.



wash my face



cook lunch



wash my clothes



sweep the floor



clean the window



## Let's chant



Where are you going?

I'm going to the park.

Are you going with Tom?

No, I'm going with Mark.

Where is Jack going?

He's going up a hill.

Is he going with Bob?

No, he's going with Bill.





## A game



## Listen and tick

1



Yes.

No.

2



Yes.

No.

3



Yes.

No.

4



Yes.

No.




## Marks







## Look and say



Oh, it's three.

Let's find out what's on No. 3.



A: Hi, Peg! What's the time?

B: It's four o'clock.

A: Are you singing?

B: No, I'm not.

A: What are you doing?

B: I'm studying Chinese.



Read

## A picture for Grandma



Ann is a little girl. She's nine. She's in Grade Three. It's five o'clock. Ann is sitting at her desk. She is **drawing** a **picture**.



"Are you doing your homework, Ann?" her mother asks. "No, I'm drawing a picture," says Ann.



Now it's six o'clock. Ann is still drawing.

Her mother comes in and says, "Oh, Ann. Are you still drawing? Come and have **supper** now." Ann says, "You see, Mum. Grandma's birthday is coming, and I want to **give** this picture to her." Her mother says, "Good girl, Ann!"





# Lesson 11

## WHAT ARE YOU DOING?



Let's talk

What are you doing, Tom?

I'm drawing.

What are you drawing?

I'm drawing a **ball**.

A ball?

Look! It's a **football**.

But it looks like a **basketball**.

Oh yes, it is a basketball.

Ha-ha!



## Let's learn

What are you doing?

I'm *reading*.



*read*



*draw*



*write*



*learn English*



*do my homework*

do — doing    learn — learning    draw — drawing    write — writing



## A game

What are you doing, Qiqi?

I'm *writing*.



No, you're not.

Oh, I'm *drawing*.



Yes.



## Listen and choose

( ) 1.

A



B



( ) 2.

A



B



( ) 3.

A



B



( ) 4.

A



B



Marks



## A puzzle

Write the words.

Across ➡

Down ↓

1.



1.



2.



2.



3.



3.



4.



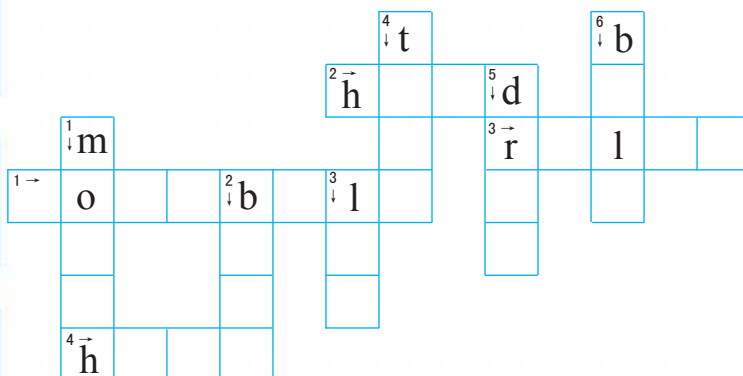
6.



5.



4.







## Listen and say

(C = Cathy, L = Lily)

C: Hi, Lily. What are you doing now?

L: Guess.

C: Are you watching TV?

L: No, I'm not.

C: Are you making things?

L: Yes.

C: What are you making?

L: I'm making a plane. Can you help me?

C: Sure.

L: Then please come over now.

C: OK.





## Read

### A happy family




It's Sunday today. Mike is reading a book in his room. His sister Kate comes in and says, "Hi, Mike! What are you doing now?"

"I am reading a book. What's up?"

"Mum and Dad are working in the garden. Let's go to help **them**, OK?"

"OK."





**Their** mother and father are busy in the garden. Mike says to his father, “Let me help you, Dad.”

“Thank you, Mike. We want some **water**, but it’s too **heavy** for you.” “We can do it together,” says Kate.

Now Mike and Kate are **carrying** water, and their mother and father are watering the **flowers**. They are all very happy.





# Lesson 12

## REVISION



### Let's talk

(T = Tom, E = Ella)

E: Is it hot today?

T: Yes, it's very hot **outside**.

E: Do you like summer?

T: Yes, I do, because I like swimming.

What about you?

E: I like swimming, too.

T: Then let's go swimming, OK?

E: Good **idea**!



(Q = Qiqi, E = Eve)

Q: Are you doing your homework, Eve?

E: No, I'm not.

Q: What are you doing then?

E: I'm drawing.

Q: What are you drawing?

E: Look! I'm drawing a **computer**.

Q: Do you have a computer?

E: Yes, I do.





Read

## The tiger's lunch

I'm hungry.  
Where is my **lunch**?

Oh, a rat! That can  
be my lunch.

Ha-ha! You are my lunch.

Please don't eat me.







Oh, some **rabbits** are over there.  
They are big.



Please let me go.


Go away! Let me **catch** a rabbit.



Ha-ha! You are my lunch.

Please don't eat me, Mr Tiger.





Oh, some deer are over there.  
Those deer are big.

Please let me go.

Go away! I like deer.  
Let me catch a deer.

Ha-ha! I'm **fast**.  
You can't catch me.

Oh, I'm still hungry.  
Where is my lunch?



## Revision Exercises

### 1. Listen and match.

1. Tom



2. Pete



3. Mike



A



B



C



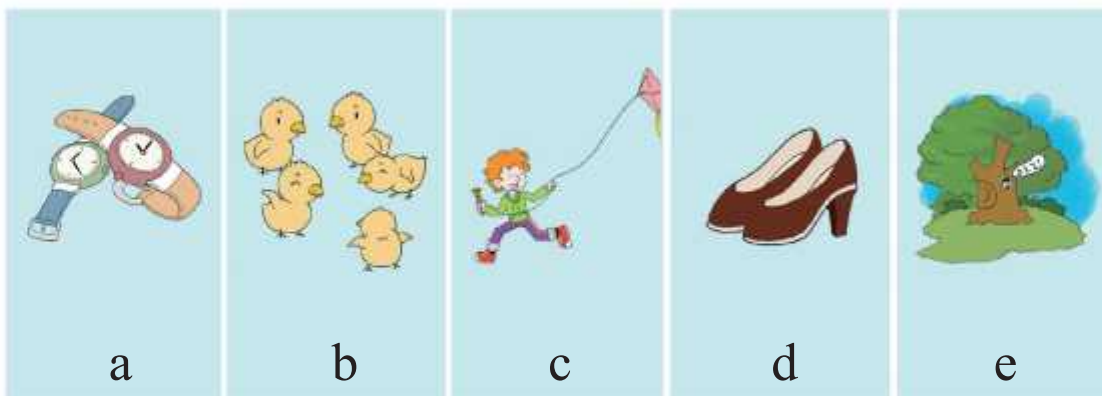
### 2. Complete the words.

tr _ _ _ _	s _ _ _	o _ _ _ _	g _ _ _	s _ _ _ _
w _ _ _ _	c _ _ _ _	t _ _ _ _	s _ _ _	d _ _ _ _
co _ _ _ _ _	s _ _ _ _	s _ _ _ _	w _ _ _ _	a _ _ _ _

### 3. Circle the words for clothes.

shop                      glasses                      shoes                      colour                      trousers  
 deer                      shirt                      vest                      skirt                      lunch  
 shorts                      summer                      sock                      ball                      behind  
 dress                      idea                      cap                      hat                      class

#### 4. Match and write the letter in the box.



- |                                  |                    |                                |
|----------------------------------|--------------------|--------------------------------|
| 1. What's your favourite season? | I'm flying a kite. | <input type="text"/>           |
| 2. What are these?               | Summer.            | <input type="text" value="e"/> |
| 3. What are you doing, Tom?      | They are watches.  | <input type="text"/>           |
| 4. What colour are the shoes?    | Yes, they are.     | <input type="text"/>           |
| 5. Are those chicks?             | They are brown.    | <input type="text"/>           |

#### 5. Complete the sentences with the words given.

Let's  
What  
How  
drawing  
They  
winter  
have  
Whose  
Are  
grade

- What \_\_\_\_\_ are they in?
- \_\_\_\_\_ colour is her skirt?
- \_\_\_\_\_ watches are these?
- \_\_\_\_\_ are tigers.
- I like \_\_\_\_\_ because I like snow.
- \_\_\_\_\_ go shopping.
- \_\_\_\_\_ beautiful the snow is!
- I'm \_\_\_\_\_ a picture.
- Do you \_\_\_\_\_ a long ruler?
- \_\_\_\_\_ you doing your homework?



# Self-assessment

I can say			
Let's go swimming, OK? Great!			
Do you have a ruler? Yes, I do.			
Do you like snow? Yes, I do. What's your favourite season? I like summer because I like swimming.			
Are you cooking? Yes, I am.			
What are you doing? I'm drawing.			
I know these words			
meet Friday evening call up very tomorrow ill study			
ruler long use say of foot body people also			
snow winter favourite season summer spring autumn busy			
wash face cook clean draw picture supper give			
ball football basketball them their water heavy flower			
idea computer lunch fast			

# Words in each lesson

## 各课词汇表

(注：本表中只收录 Let's talk 和 Read 部分的生词)



### Lesson 1

watch /wɒtʃ/	手表；观看
whose /hu:z/	谁的
think /θɪŋk/	想，认为
man /mæn/	男人 (复 men)
ask /ɑ:sk/	问
beautiful /'bjʊ:təfl/	美丽的
right /raɪt/	正确的；右边
remember /rɪ'membə/	记得
very much	非常
Here you are.	给你。



### Lesson 2

shirt /ʃɜ:t/	衬衣
trousers /'traʊzəz/	裤子
hair /heə/	头发
sock /sɒk/	短袜
his /hɪz/	他的
shorts /ʃɔ:ts/	短裤
orange /'ɒrɪndʒ/	橘子；橘色的
shoe /ʃu:/	鞋
term /tɜ:m/	学期

really /'rɪəli/	真正地
nut /nʌt/	坚果
a pair of	一条，一双



### Lesson 3

class /kla:s/	班级
behind /bɪ'haɪnd/	在……后
grade /greɪd/	年级
glass /glɑ:s/	玻璃，玻璃杯
glasses /'glɑ:sɪz/	眼镜



### Lesson 4

about /ə'baʊt/	关于；大约，到处
welcome /'welkəm/	欢迎
to /tu:/	到
our /'aʊə/	我们的
school /sku:l/	学校
at /æt/	在……
be /bi:/	是
all /ɔ:l/	都
Chinese /tʃaɪ'ni:z/	汉语，中国人 (的)
be from	来自……

What about you? 你呢?



## Lesson 5

these /ði:z/	这些
those /ðəʊz/	那些
tiger /'tɑ:gə/	老虎
walk /wɔ:k/	走
jump /dʒʌmp/	跳
mom /mɒm/	妈妈 (美口语)
talk /tɔ:k/	谈话
parrot /'pærət/	鹦鹉
sure /ʃʊə/	一定的

Can I help you? 我能帮你吗?



## Lesson 7

meet /mi:t/	遇见
Friday /'fraɪdɪ/	星期五
evening /'i:vnɪŋ/	晚上
call /kɔ:l/	打电话, 叫
up /ʌp/	向上
very /'veri/	非常, 很
tomorrow /tə'mɒrəʊ/	明天
ill /ɪl/	生病的
study /'stʌdɪ/	学习
free /fri:/	空闲的
shall /ʃæl/	将要

homework /'həʊmwɜ:k/ 家庭作业

go swimming	去游泳
do one's homework	做作业
just then	就在那时
call up	打电话
at home	在家
of course	一定, 当然



## Lesson 8

ruler /'ru:lə/	尺子
long /lɒŋ/	长的
use /ju:z/	使用
say /seɪ/	说
of /ɒv/	……的
foot /fʊt/	脚 (复 feet)
body /'bɒdɪ/	身体
people /'pi:pl/	人们
also /'ɔ:lsəʊ/	也
deer /dɪə/	鹿
donkey /'dɒŋki/	驴
come up	走近
Here it is.	在这里; 给你。



## Lesson 9

snow /snəʊ/	雪; 下雪
winter /'wɪntə/	冬天



**favourite** /'feɪvərɪt/ 最喜爱的 (美 **favorite**)

**season** /'si:zn/ 季节

**summer** /'sʌmə/ 夏天

**spring** /sprɪŋ/ 春天

**autumn** /'ɔ:təm/ 秋天

**busy** /'bɪzɪ/ 忙的

**because** /bɪ'kɒz/ 因为



## Lesson 10

**wash** /wɒʃ/ 洗

**face** /feɪs/ 脸, 面孔

**cook** /kʊk/ 厨师; 煮, 烧

**clean** /kli:n/ 弄干净; 清洁的

**draw** /drɔ:/ 画

**picture** /'pɪktʃə/ 图画, 照片

**supper** /'sʌpə/ 晚餐

**give** /ɡɪv/ 给

have supper 吃晚饭



## Lesson 11

**ball** /bɔ:l/ 球

**football** /'fʊtbɔ:l/ 足球

**basketball** /'bɑ:skɪtbɔ:l/ 篮球

**them** /ðem/ 他们

**their** /ðeə/ 他们的

**water** /'wɔ:tə/ 水; 浇水

**heavy** /'hevi/ 重的

**flower** /'flaʊə/ 花

**garden** /'gɑ:dn/ 花园

**carry** /'kæri/ 携带, 搬运

What's up? 什么事?



## Lesson 12

**idea** /aɪ'diə/ 主意

**computer** /kəm'pjʊ:tə/ 计算机

**lunch** /lʌntʃ/ 午饭

**fast** /fɑ:st/ 快

**outside** /,aʊt'saɪd/ 在外面

**rabbit** /'ræbɪt/ 兔子

**catch** /kætʃ/ 抓住

go away 走开

【注】红色词是课标规定的重点词, 要求学生能够听、说、认读、拼写, 蓝色词要求学生能够听、说、认读, 不要求拼写。

# Word list

## 词 汇 表

### A

<b>about</b> /ə'baʊt/	关于；大约，到处	4
<b>all</b> /ɔ:l/	都	4
<b>also</b> /'ɔ:lsəʊ/	也	8
<b>ask</b> /ɑ:sk/	问	1
<b>at</b> /æt/	在……	4
<b>autumn</b> /'ɔ:təm/	秋天	9

### B

<b>ball</b> /bɔ:l/	球	11
<b>basketball</b> /'bɑ:skɪtbɔ:l/	篮球	11
<b>be</b> /bi:/	是	4
<b>beautiful</b> /'bjʊ:təfl/	美丽的	1
<b>because</b> /br'kɒz/	因为	9
<b>behind</b> /br'hænd/	在……后	3
<b>body</b> /'bɒdɪ/	身体	8
<b>busy</b> /'bɪzɪ/	忙的	9

### C

<b>call</b> /kɔ:l/	打电话，叫	7
<b>carry</b> /'kærɪ/	携带，搬运	11
<b>catch</b> /kætʃ/	抓住	12
<b>Chinese</b> /tʃaɪ'ni:z/	汉语，中国人（的）	4
<b>class</b> /klɑ:s/	班级	3

**clean** /kli:n/ 弄干净；清洁的 10

**computer** /kəm'pjʊ:tə/ 计算机 12

**cook** /kʊk/ 厨师；煮，烧 10

### D

<b>deer</b> /dɪə/	鹿	8
<b>donkey</b> /'dɒŋki/	驴	8
<b>draw</b> /drɔ:/	画	10

### E

**evening** /'i:vnɪŋ/ 晚上 7

### F

<b>face</b> /feɪs/	脸，面孔	10
<b>fast</b> /fɑ:st/	快	12
<b>favourite</b> /'feɪvərɪt/	最喜爱的 (美 <b>favorite</b> )	9
<b>flower</b> /'flaʊə/	花	11
<b>foot</b> /fʊt/	脚 (复 <b>feet</b> )	8
<b>football</b> /'fʊtbɔ:l/	足球	11
<b>free</b> /fri:/	空闲的	7
<b>Friday</b> /'fraɪdɪ/	星期五	7

### G

<b>garden</b> /'gɑ:dn/	花园	11
<b>give</b> /grɪv/	给	10

glass /glɑ:s/	玻璃, 玻璃杯	3
glasses /'glɑ:sɪz/	眼镜	3
grade /greɪd/	年级	3

## H

hair /heə/	头发	2
heavy /'hevi/	重的	11
his /hɪz/	他的	2
homework /'həʊmwɜ:k/	家庭作业	7

## I

idea /aɪ'diə/	主意	12
ill /ɪl/	生病的	7

## J

jump /dʒʌmp/	跳	5
--------------	---	---

## L

long /lɒŋ/	长的	8
lunch /lʌntʃ/	午饭	12

## M

man /mæn/	男人 (复 men)	1
meet /mi:t/	遇见	7
mom /mɒm/	妈妈 (美口语)	5

## N

nut /nʌt/	坚果	2
-----------	----	---

## O

of /ɒv/	……的	8
orange /'ɒrɪndʒ/	橘子; 橘色的	2

our /'aʊə/	我们的	4
outside /,aʊt'saɪd/	在外面	12

## P

parrot /'pærət/	鹦鹉	5
people /'pi:pl/	人们	8
picture /'pɪktʃə/	图画, 照片	10

## R

rabbit /'ræbɪt/	兔子	12
really /'ri:əli/	真正地	2
remember /rɪ'membə/	记得	1
right /raɪt/	正确的; 右边	1
ruler /'ru:lə/	尺子	8

## S

say /seɪ/	说	8
school /sku:l/	学校	4
season /'si:zn/	季节	9
shall /ʃæl/	将要	7
shirt /ʃɜ:t/	衬衣	2
shoe /ʃu:/	鞋	2
shorts /ʃɔ:ts/	短裤	2
snow /snəʊ/	雪; 下雪	9
sock /sɒk/	短袜	2
spring /sprɪŋ/	春天	9
study /'stʌdi/	学习	7
summer /'sʌmə/	夏天	9
supper /'sʌpə/	晚餐	10



sure /ʃʊə/ 一定的 5

## T

talk /tɔ:k/ 谈话 5

term /tɜ:m/ 学期 2

their /ðeə/ 他们的 11

them /ðem/ 他们 11

these /ði:z/ 这些 5

think /θɪŋk/ 想, 认为 1

those /ðəʊz/ 那些 5

tiger /'taɪgə/ 老虎 5

to /tu:/ 到 4

tomorrow /tə'mɒrəʊ/ 明天 7

trousers /'traʊzəz/ 裤子 2

## U

up /ʌp/ 向上 7

use /ju:z/ 使用 8

## V

very /'ven/ 非常, 很 7

## W

walk /wɔ:k/ 走 5

wash /wɒʃ/ 洗 10

watch /wɒtʃ/ 手表; 观看 1

water /'wɔ:tə/ 水; 浇水 11

welcome /'welkəm/ 欢迎 4

whose /hu:z/ 谁的 1

winter /'wɪntə/ 冬天 9

## Expressions

a pair of 一条, 一双 2

at home 在家 7

be from 来自…… 4

call up 打电话 7

Can I help you? 我能帮你吗? 5

come up 走近 8

do one's homework 做作业 7

go away 走开 12

go swimming 去游泳 7

have supper 吃晚饭 10

Here it is. 在这里; 给你。 8

Here you are. 给你。 1

just then 就在那时 7

of course 一定, 当然 7

very much 非常 1

What about you? 你呢? 4

What's up? 什么事? 11




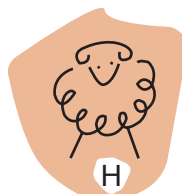
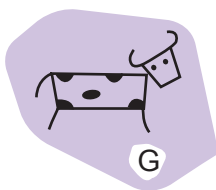

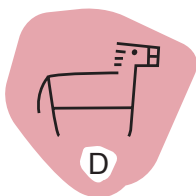
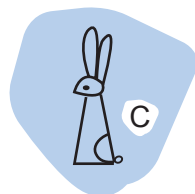
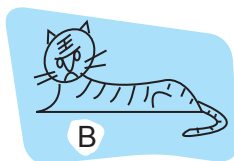
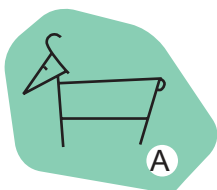
【注】红色词是课标规定的重点词。



# Word families

## 分类词汇表

- ( G ) 1. cow
- ( ) 2. goat
- ( ) 3. horse
- ( ) 4. sheep
- ( ) 5. deer
- ( ) 6. parrot
- ( ) 7. rabbit
- ( ) 8. tiger
- ( ) 9. panda
- ( ) 10. bear
- ( ) 11. elephant
- ( ) 12. bee





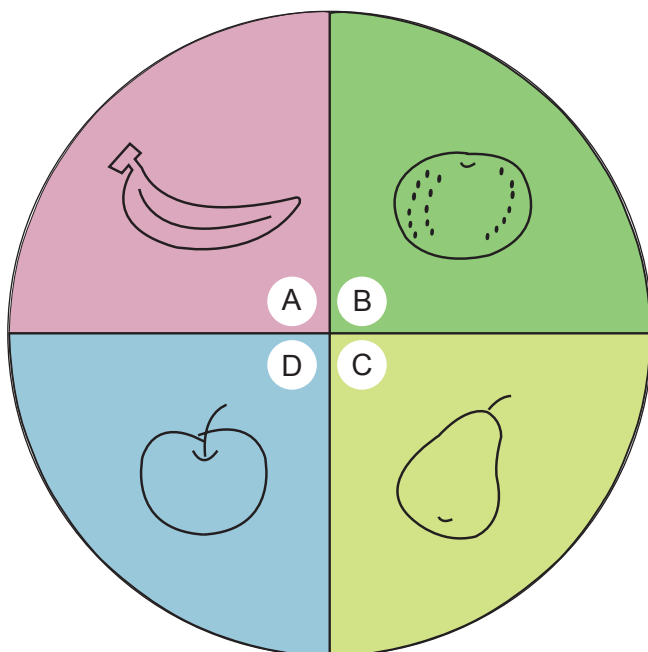
1. s\_\_\_\_\_

2. s\_\_\_\_\_

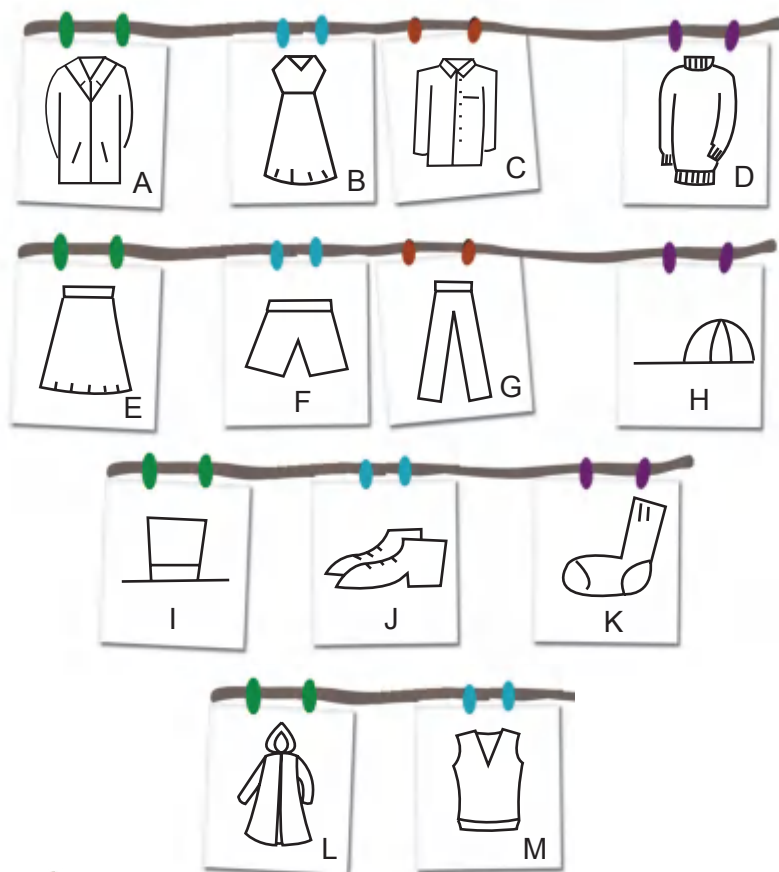
3. a\_\_\_\_\_

4. w\_\_\_\_\_



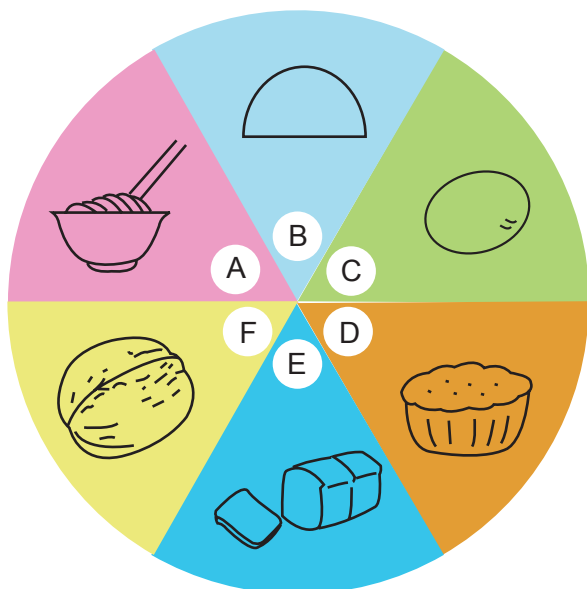


- ( ) 1. apple
- ( ) 2. banana
- ( ) 3. orange
- ( ) 4. pear








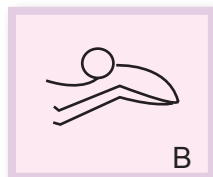
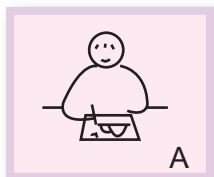
- ( I ) 1. hat
- ( ) 2. cap
- ( ) 3. coat
- ( ) 4. dress
- ( ) 5. sweater
- ( ) 6. shirt
- ( ) 7. skirt
- ( ) 8. trousers
- ( ) 9. shorts
- ( ) 10. shoes
- ( ) 11. sock
- ( ) 12. vest
- ( ) 13. raincoat





- ( B ) 1. bun  
 (   ) 2. bread  
 (   ) 3. cake  
 (   ) 4. egg  
 (   ) 5. noodles  
 (   ) 6. nut

- ( F ) 1. clean  
 (   ) 2. cook  
 (   ) 3. draw  
 (   ) 4. jump  
 (   ) 5. study  
 (   ) 6. talk  
 (   ) 7. think  
 (   ) 8. walk  
 (   ) 9. wash



Model: hot → cold

1. come → g\_\_

2. good → b\_\_

3. old → n\_\_

4. wrong → r\_\_\_\_

5. free → b\_\_

6. close → o\_\_



## 后 记


本套教材于 2001 年 8 月经国家教育部审查通过。在 10 年的使用过程中，受到了基层学校和广大师生的欢迎。2011 年在教育部的统一部署下，我们对教材进行了全面修订，使之更具有中国特色、更符合时代特点和更能体现素质教育的要求。

我们主要从以下几方面对教材进行了修订：①更加注重教材的思想性，选入了一些新的、有利于少年儿童道德品质教育的材料；②增加了贴近学生生活实际的听说材料，为学生提供更多的语言实践机会；③加强了知识的复现，在复习课中增加了 Let's talk 版块和 Self-assessment 版块，对学过的知识进行系统复习；④降低了难度，删去了新课标不要求掌握的教学内容，修改了较长、较难的阅读文章并删去了部分较难单词；⑤删去了部分较难的歌曲和歌谣，重新编入了更加新颖有趣的游戏和活动。

本套教材为三年级起点教材，仍保持原教材的编写体例，全套教材共 8 册，供小学 3 ~ 6 年级共四个学年使用。本册 12 课，其中第 6 课和第 12 课为复习课，其余为新课。新课采取“一课一话题、一课一句型、一课一活动、一课一阅读”的编排方式，结构与功能相结合。通过语言实践学习语言知识，使学生的语言运用能力得到切实的提高。

本册教材中选用的图片，有一部分未能与作者取得联系，恳请入选图片的作者与我们联系，以便支付稿酬。

在本套教材的编写过程中，姜雪、孙房雪、刘月平等参与了具体编写和修订工作。



英语  
ENGLISH

